Synaptica Analytics

Independent Laboratory Analysis Report

OFFICIAL ANALYTICAL DOCUMENT

REPORT ID
SYN-2026-005057

Analysis Report

Official laboratory analysis summary for the submitted sample and associated quality-control review.

SAMPLE	RECEIVED DATE	ANALYSIS DATE	REPORT GENERATED
Retatrutide	**Aug 03, 2026**	**Aug 11, 2026**	**Aug 12, 2026**

STRENGTH	**15mg**	MANUFACTURER	**PepticoreAminos**
BATCH NUMBER	**PC-RT15-0831W**	LAB CODE	**892-1**
CLIENT	**www.pepticoreaminos.net**		

SAMPLE INFORMATION

Retatrutide

15MG

FORM	**White lyophilized powder in a glass vial**
SAMPLE SUBMISSION	**Sample provided by customer**
BATCH	**PC-RT15-0831W**
CAP / CRIMP COLOR	**Transparent / Black**
RECEIVED DATE	**Aug 03, 2026**

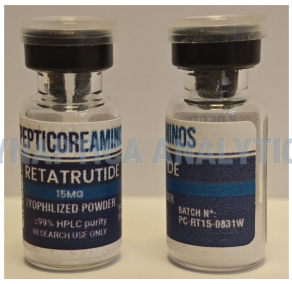

SAMPLE IMAGE

ANALYTICAL SUMMARY

IDENTITY	**Retatrutide**
PURITY	**99.793%**
QUANTITY	**16.39mg**
BATCH	**PC-RT15-0831W**
MANUFACTURER	**PepticoreAminos**

RP-HPLC-UV CHROMATOGRAM (220 NM)

Detection: UV 220 nm | Runtime: 14.0 min

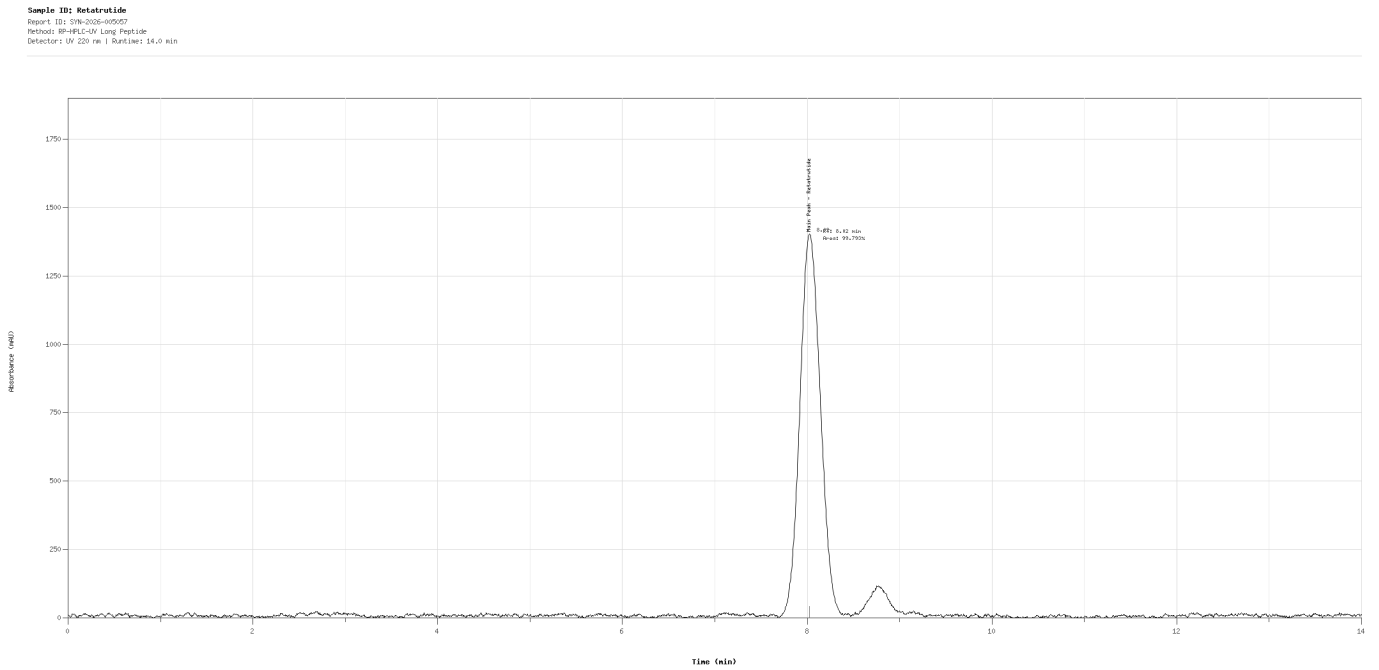

METHOD

TIME	H2O + 0.1% TFA	ACN + 0.1% TFA
0min	90%	10%
2min	90%	10%
10min	8%	92%
12min	8%	92%
14min	8%	92%

TECHNICAL NOTE

Analysis performed by RP-HPLC-UV at 220 nm using a gradient elution program. Total runtime: 14.0 minutes.

COMMENTS

The evaluated sample meets the defined analytical specifications for identity, purity and impurity profile in accordance with the applied RP-HPLC-UV method.

LC-MS MASS SPECTRUM

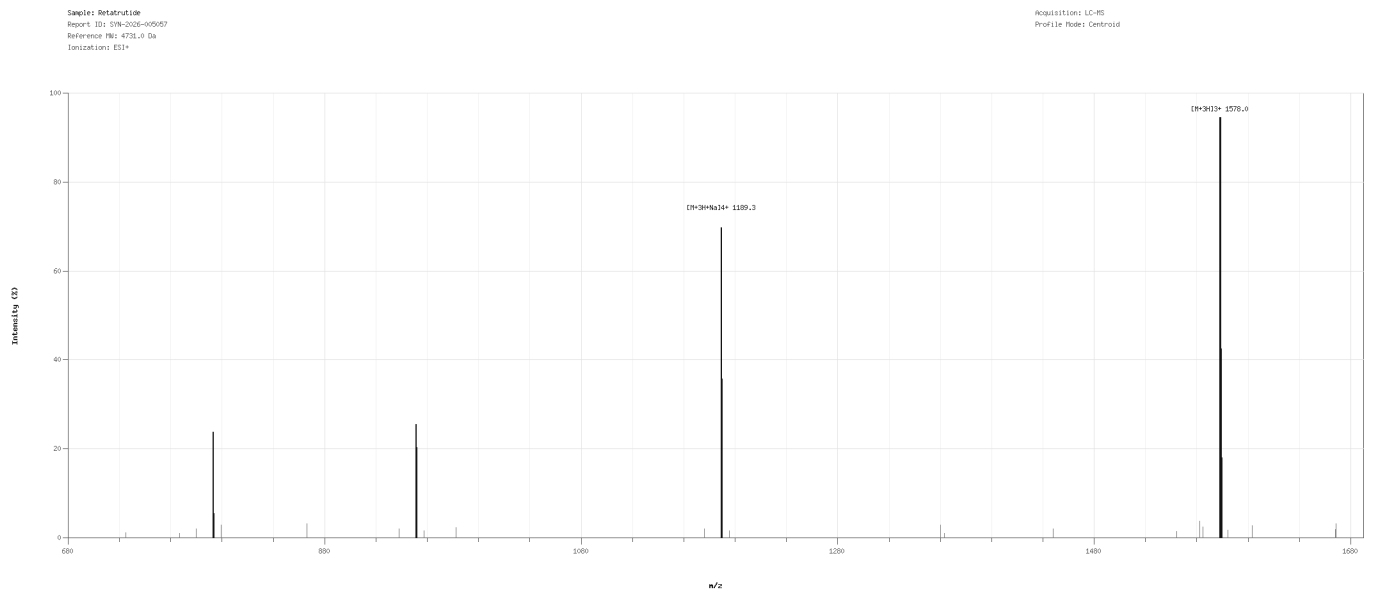

The recorded mass spectrum shows signals compatible with the expected molecular profile of the sample.

ANALYSIS & METHODOLOGY

STANDARD PEPTIDE PURITY, MASS & ADDITIONAL TESTING

RP-HPLC-UV analysis was conducted under standardized conditions. Retention time, peak symmetry and analytical response were reviewed against established internal benchmarks.

BIOBURDEN

TEST	RESULT	UNIT	REPORTING LIMIT
Total Aerobic Microbial Count USP <61>/Eur. Ph. 2.6.12. Plate Count Method	**Not detected**	**CFU/g**	**>= 1000**
Total Yeast and Mold Count USP <61>/Eur. Ph. 2.6.12. Plate Count Method	**Not detected**	**CFU/g**	**>= 100**

ENDOTOXIN ANALYSIS

TEST	RESULT	UNIT	REPORTING LIMIT
Bacterial Endotoxin USP<85>/ Eur. Ph. 2.6.14. Bacterial Endotoxin Chromogenic Test	**< 0.002**	**EU/mg**	**NMT 0.5**

HEAVY METALS

TEST	RESULT	UNIT	REPORTING LIMIT
Arsenic Elemental Impurities Screening	**Not detected**	**ppm**	**>= 1.5**
Cadmium Elemental Impurities Screening	**Not detected**	**ppm**	**>= 0.5**
Cobalt Elemental Impurities Screening	**Not detected**	**ppm**	**>= 25**
Lead Elemental Impurities Screening	**Not detected**	**ppm**	**>= 1.5**

TEST	RESULT	UNIT	REPORTING LIMIT
Nickel Elemental Impurities Screening	**Not detected**	**ppm**	**>= 25**
Quicksilver Elemental Impurities Screening	**Not detected**	**ppm**	**>= 1.5**
Vanadium Elemental Impurities Screening	**Not detected**	**ppm**	**>= 25**

TECHNICAL APPENDIX

This appendix documents the analytical methodology, instrumentation and acceptance criteria applied for the evaluation of the sample.

COMPOUND REFERENCE

PARAMETER	RETATRUTIDE
PUBCHEM CID	171390338
CAS	2381089-83-2
MOLECULAR FORMULA	C221H342N46O68
MOLECULAR WEIGHT	4731.0 g/mol

METHOD SPECIFICATION

PARAMETER	LONG PEPTIDE EXTENDED RP-HPLC-UV METHOD
ANALYTICAL MODE	Extended gradient RP-HPLC-UV peptide purity screen
COLUMN	C18 peptide column, extended-gradient configuration
MOBILE PHASE A	Water + 0.1% TFA
MOBILE PHASE B	Acetonitrile + 0.1% TFA
FLOW RATE	0.7 mL/min
DETECTION	UV 220 nm
INJECTION VOLUME	10 uL
RUNTIME	14.0 min
SAMPLE DILUENT	Water/acetonitrile compatible diluent
SAMPLE PREPARATION	Diluted to method range and clarified before injection

INSTRUMENT PLATFORM

PARAMETER	HIGH-RESOLUTION UPLC/HPLC-UV PLATFORM
SYSTEM TYPE	High-resolution LC platform
DETECTOR	UV/VIS detector
ACQUISITION	Chromatographic acquisition and integration software
REVIEW MODE	Retention-time, UV response and mass-spectrum review

PARAMETER	HIGH-RESOLUTION UPLC/HPLC-UV PLATFORM
WORKFLOW NOTE	Used for long peptide analytical profile review
MS DETECTOR	Mass spectrometer, ESI+ acquisition
MS ACQUISITION	LC-MS spectral acquisition and processing

ANALYTICAL CRITERIA

PARAMETER	ACCEPTANCE FRAMEWORK	BASIS
IDENTITY	Retention-time and profile agreement with reference expectations	Chromatographic identity review
PURITY	NLT 98.0% unless a stricter report-specific specification is declared	Integrated RP-HPLC-UV purity profile
QUANTITY	Measured content reviewed against the declared sample strength	Report-level analytical summary
BIOBURDEN	Not detected or within stated reporting limits	Microbial screening table
ENDOTOXIN	Below stated reporting limit / internal screening threshold	Endotoxin analysis table
HEAVY METALS	Below individual reporting limits where screened	Elemental impurities screening table

This appendix documents the analytical methodology, instrumentation and acceptance criteria applied for the evaluation of the sample.

VERIFICATION

Verify this report through the official Synaptica Analytics verification page using the details below.
Verification URL synaptica-labs.com/verify-report
Report ID SYN-2026-005057
Verification Key VK-ZPPG-Z2AB

SCAN TO VERIFY

DIGITAL SIGNATURE



DIGITALLY SIGNED BY:
Martin Saar
Date: 2026.08.12
11:16:19 +02'00'
Director